


# Phonics for Kids



3

Thomas Gordon Nathan Shu




# Contents

| Letter | Letter Sound | Character      | Key Word | Extra Words   | Page |
|--------|--------------|----------------|----------|---------------|------|
| Aa     | /a/          | Annie Ant      | ax       | ankle, apple  | 2    |
| Bb     | /b/          | Benny Bear     | ball     | banana, bed   | 4    |
| Cc     | /k/          | Candy Cat      | cut      | cake, car     | 6    |
| Dd     | /d/          | Danny Dog      | dig      | doll, door    | 8    |
| Ee     | /e/          | Eddie Elephant | egg      | eggcup, empty | 10   |
| Ff     | /f/          | Fanny Fish     | fin      | fan, four     | 12   |
| Gg     | /g/          | Goldie Goose   | gate     | girl, goat    | 14   |
| Hh     | /h/          | Henna Hen      | hat      | hair, hand    | 16   |
| Ii     | /i/          | Ian Insect     | ill      | in, ink       | 18   |
| Jj     | /j/          | Jane Jellyfish | jump     | jam, juice    | 20   |
| Kk     | /k/          | Kenny Kangaroo | kick     | key, kite     | 22   |
| Ll     | /l/          | Larry Lion     | leg      | leaf, lemon   | 24   |
| Mm     | /m/          | Micky Monkey   | mouth    | mango, milk   | 26   |
| Review |              |                |          |               | 28   |

Picture Dictionary

**A a** Annie **A**nt has an **a**x.



ant



ax



ankle

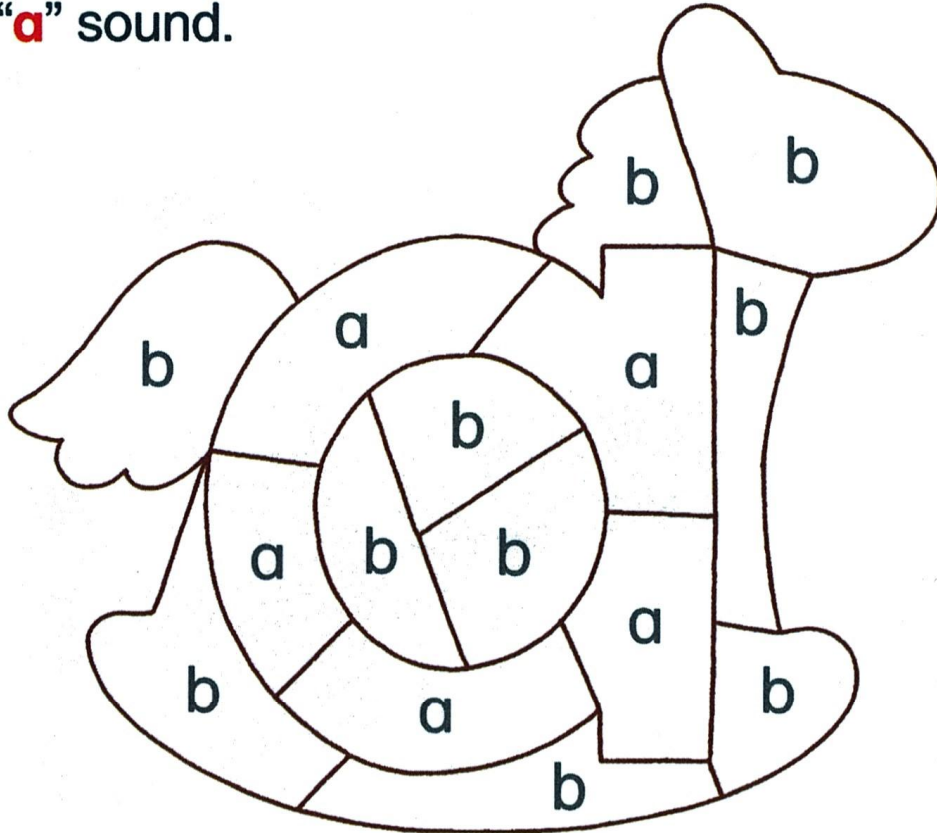


apple

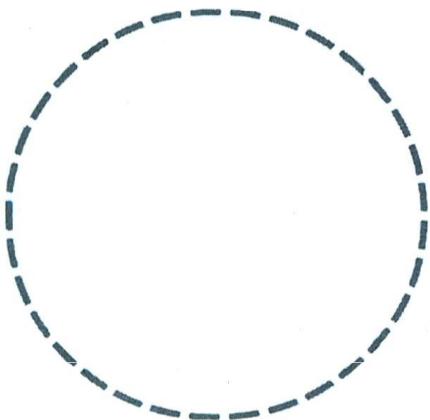
# A c t i v i t i e s



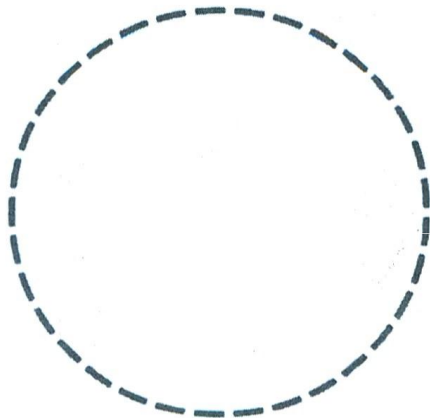
Color the parts with the letter **a** yellow. Say the "a" sound.



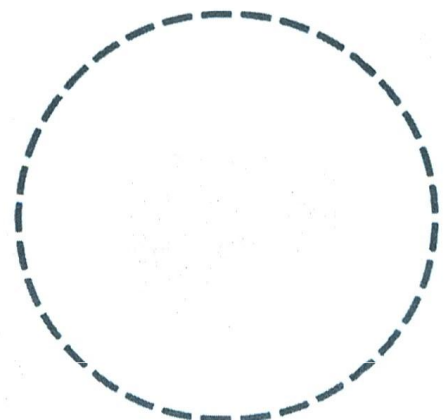
Say the words. Place the correct stickers in the circles.



ax




ankle



apple

# B b

Benny Bear has a ball.



bear



ball



banana




bed

# A c t i v i t i e s



Color the parts with the letter **b** red. Say the "b" sound.



Say the words. Circle the correct pictures.


banana

ball

bed

# C c

Candy Cat cuts her hair.



cat



cut




cake




car

# A c t i v i t i e s

2 Help the cat find the rat. Say the "c" sound.




10 Circle the words that begin with the sound /k/. Say the words.



# D d

Danny Dog digs a hole.



dog



dig



doll




door

# A c t i v i t i e s



Draw the missing part of the door. Say the "d" sound.



Listen carefully. Place the correct stickers in the boxes.

1.



2.



# E e

Eddie Elephant has an egg.



elephant



egg



eggcup

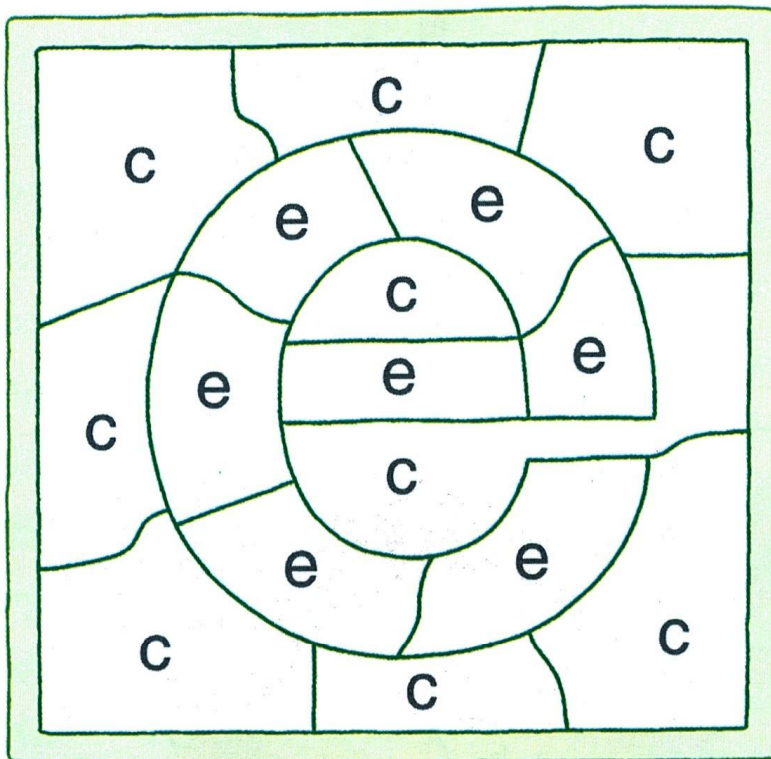


empty

# A c t i v i t i e s



Color the parts with the letter **e** blue. Say the "e" sound.



Circle the things that begin with the sound /e/. Say the words.


egg      banana

doll      elephant


eggcup      car

# F f

Fanny Fish has a big fin.



fish



fin



fan

4




four

# A c t i v i t i e s



Circle the letters f. Say the "f" sound.



مرجع زبان ایرانیان




Listen carefully. Check the words that begin with the sound /f/.

|    |   |    |   |    |   |
|----|---|----|---|----|---|
| 1. |  | 2. |  | 3. |  |
|    | fin   |    | empty   |    | cut   |
| 4. |  | 5. |  | 6. |  |
|    | four  |    | fan   |    | fish  |

# G g

Goldie Goose goes to the gate



goose



gate




girl












goat

# A c t i v i t i e s

  Help the goose find the way to the lake. Say the "g" sound.




  Say the words. Place the correct stickers on the shadows.

|      |   |  |   |
|------|---|--|---|
| goat |  |  |  |
| girl |  |  |  |
| gate |  |  |  |

# Hh

Henna Hen has a hat.



hen



hat



hair

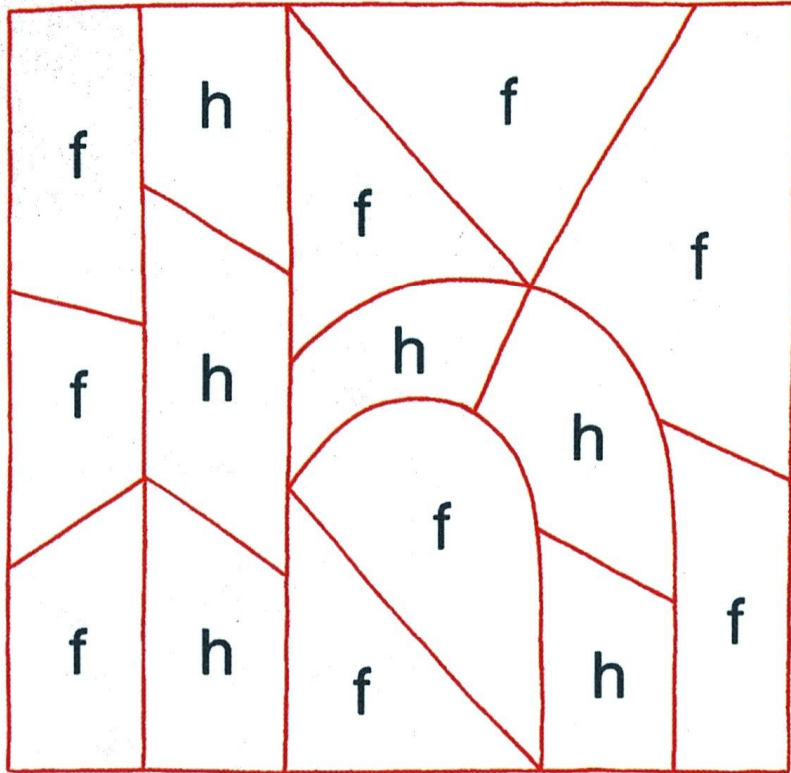



hand

# A c t i v i t i e s



Color the parts with the letter **h** orange. Say the "h" sound.



Circle the correct boxes to make a word. Say the words.



g h a i r




e h a t d



h a n d e

# I i


Ian Insect is ill in bed.



insect



ill



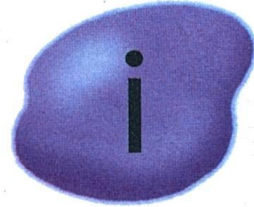

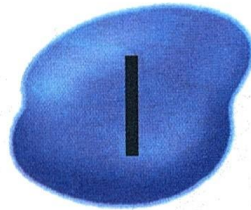
in



ink




Circle the letters **i**. Say the "i" sound.



Listen carefully. Place the correct stickers in the boxes.

1.




2.



# Jj

Jane Jellyfish jumps the waves.



jellyfish



jump



jam




juice

# A c t i v i t i e s



Circle the letters j. Say the "j" sound.




What things begin with the sound /j/? Place the stickers in the boxes.


Blank boxes for labeling items that begin with the sound /j/.

# K k

Kenny Kangaroo kicks a ball.



kangaroo



kick



key




kite

# A c t i v i t i e s




Color the parts with the letter **k** pink. Say the "k" sound.



Listen carefully. Place the correct sticker in the box.

# L I

Larry Lion has long legs.



lion



leg



leaf




lemon

# A c t i v i t i e s



Draw the missing part of the leaf. Say the "l" sound.



Circle the correct boxes to make a word. Say the words.



|   |   |   |   |   |   |
|---|---|---|---|---|---|
| b | l | i | o | n | g |
|---|---|---|---|---|---|




|   |   |   |   |   |   |
|---|---|---|---|---|---|
| l | e | m | o | n | k |
|---|---|---|---|---|---|



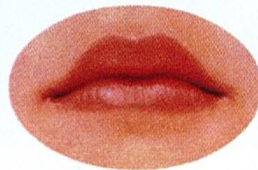
|   |   |   |   |   |   |
|---|---|---|---|---|---|
| c | i | l | e | g | a |
|---|---|---|---|---|---|

# Mm

Micky **M**onkey has a big **m**outh.



**m**onkey



**m**outh



**m**ango

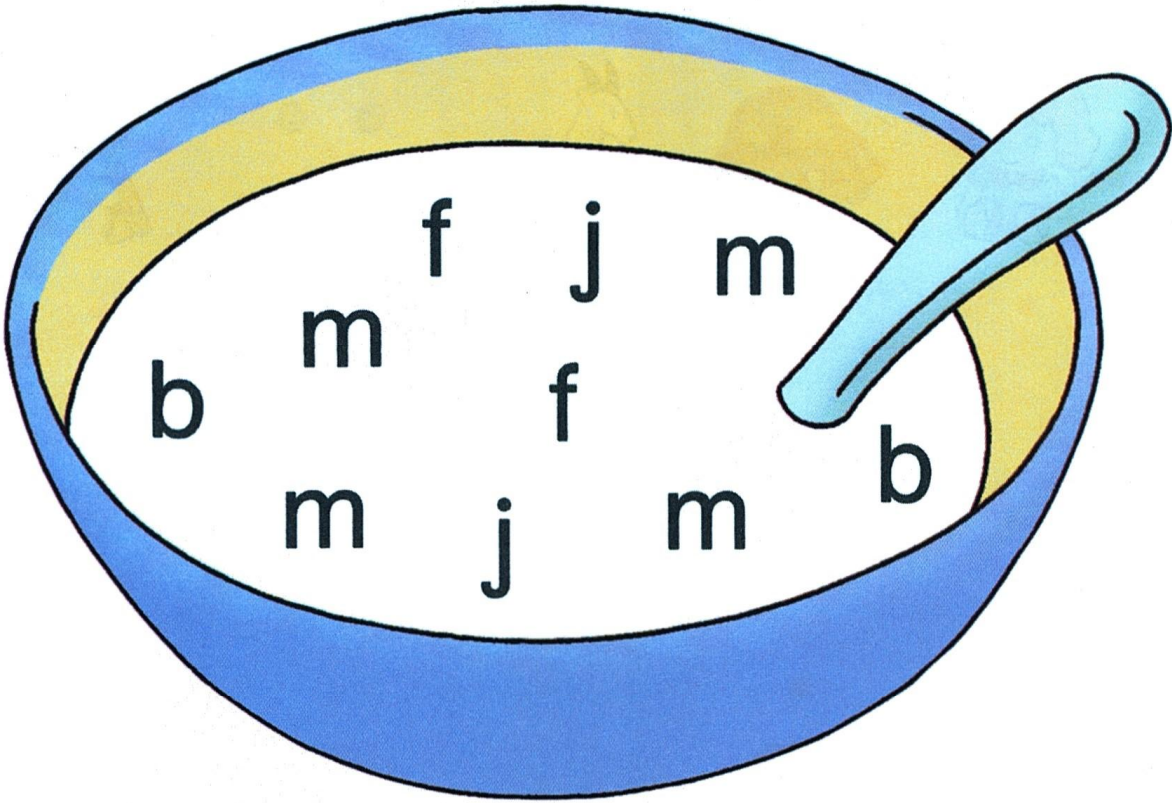


**m**ilk


# A c t i v i t i e s



Circle the letters **m**. Say the "m" sound.




Say the words. Match the words with the correct pictures.



mango



mouth




milk



# Review

Match the pictures with the correct beginning sounds.



j

k

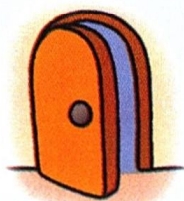

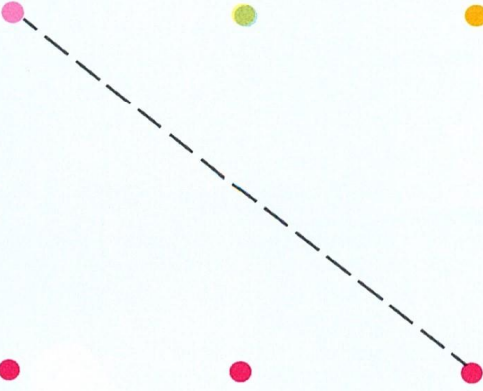
f

d

c

g

b






.



.




.



.



.



.

.



.

.



.

.



.

.



.

.



.

.




.

.



.



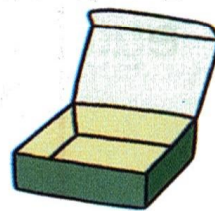
.




.



.



.



Picture Dictionary

a ankle



ant




apple



ax



b ball



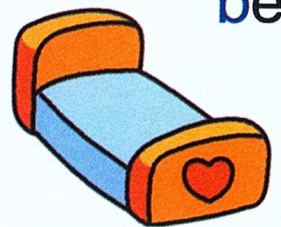
banana



bear



bed




c cake



car



cat



cut



d dig



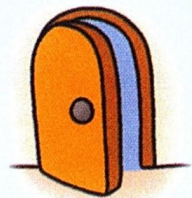
dog




doll



door




e egg



eggcup



elephant





empty




# Picture Dictionary



f




g





h



i



j



Picture Dictionary

k

kangaroo




key



kick



kite



l


leaf



leg



lemon




lion



m

mango



milk



monkey



mouth



# Phonics for Kids 3

**Phonics for Kids** is a six-level series specially written for young children. Each unit deals with one letter sound or a phonic feature. It begins with an interesting story or a rhyme and is followed by a song and some fun activities. Useful phonics skills are taught in a systemic and enjoyable way.

Teaching phonics is an effective strategy that helps children learn reading and writing quickly. It is also a useful self-help tool for children to rely on when they encounter new words in listening, speaking, reading and spelling activities.

Learning phonics at an early age helps children develop both phonemic and print awareness. It is key to their future success in learning English.

## The series includes:

- Student's Books 1-6
- Teacher's Guides 1-6
- Cassette Tapes and CDs 1-6
- Big Books 1-6
- Phonics Cards 1-6

